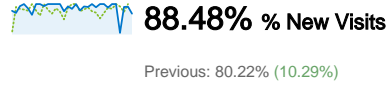
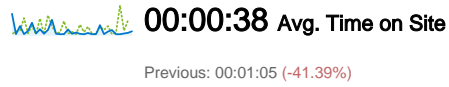
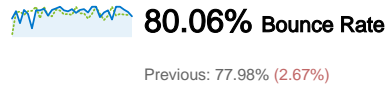
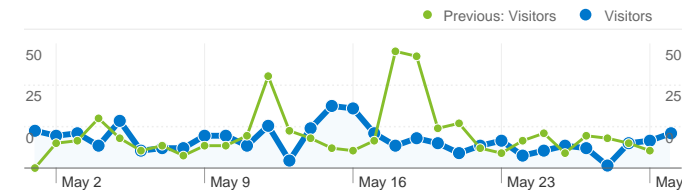


Site Usage

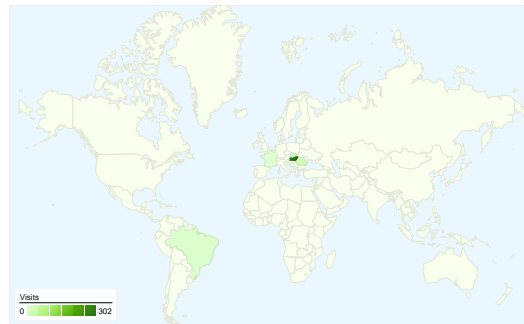


Visitors Overview

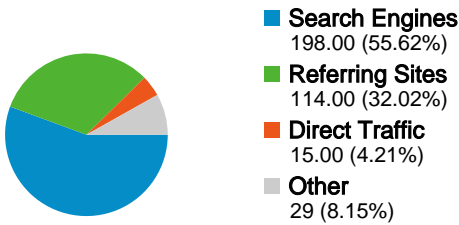


Visitors
341

Map Overlay



Traffic Sources Overview



Campaigns		
Campaign	Visits	% visits
Feed: hu.wikipedia (Magyar Wikipédia Magazin)		
May 1, 2011 - May 31, 2011	13	44.83%
Apr 1, 2011 - Apr 30, 2011	18	81.82%
% Change	-27.78%	-45.21%
wmhusidebar		
May 1, 2011 - May 31, 2011	11	37.93%
Apr 1, 2011 - Apr 30, 2011	2	9.09%
% Change	450.00%	317.24%
wp_blog		
May 1, 2011 - May 31, 2011	3	10.34%
Apr 1, 2011 - Apr 30, 2011	2	9.09%
% Change	50.00%	13.79%
(not set)		
May 1, 2011 - May 31, 2011	1	3.45%
Apr 1, 2011 - Apr 30, 2011	0	0.00%
% Change	100.00%	100.00%
wmhukezdolap		
May 1, 2011 - May 31, 2011	1	3.45%
Apr 1, 2011 - Apr 30, 2011	0	0.00%
% Change	100.00%	100.00%

Content by Title		
Page Title	Pageviews	% visits
Magyar Wikipédia Magazin		
May 1, 2011 - May 31, 2011	186	36.69%
Apr 1, 2011 - Apr 30, 2011	221	33.59%
% Change	-15.84%	9.23%
Magyar Wikipédia Magazin: 38 éve lépett először ember a		
May 1, 2011 - May 31, 2011	116	22.88%
Apr 1, 2011 - Apr 30, 2011	73	11.09%
% Change	58.90%	106.23%
Magyar Wikipédia Magazin: 10 millió szabadon használható kép		
May 1, 2011 - May 31, 2011	58	11.44%
Apr 1, 2011 - Apr 30, 2011	151	22.95%
% Change	-61.59%	-50.15%
Magyar Wikipédia Magazin: Támogasd a Wikimédia		
May 1, 2011 - May 31, 2011	21	4.14%
Apr 1, 2011 - Apr 30, 2011	0	0.00%
% Change	100.00%	100.00%
Magyar Wikipédia Magazin: Wikikönyvtár		
May 1, 2011 - May 31, 2011	19	3.75%
Apr 1, 2011 - Apr 30, 2011	6	0.91%
% Change	216.67%	310.98%

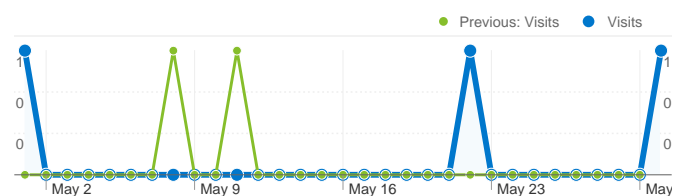
Ad Versions

Ad Content	Visits	% visits
FaceBook		
May 1, 2011 - May 31, 2011	1	50.00%
Apr 1, 2011 - Apr 30, 2011	3	75.00%
% Change	-66.67%	-33.33%
Google Feedfetcher		
May 1, 2011 - May 31, 2011	1	50.00%
Apr 1, 2011 - Apr 30, 2011	0	0.00%
% Change	100.00%	100.00%
Google Reader		
May 1, 2011 - May 31, 2011	0	0.00%
Apr 1, 2011 - Apr 30, 2011	1	25.00%
% Change	-100.00%	-100.00%

Content Overview

Pages	Pageviews	% Pageviews
/		
May 1, 2011 - May 31, 2011	193	38.07%
Apr 1, 2011 - Apr 30, 2011	214	32.52%
% Change	-9.81%	17.05%
/2007/07/38-ve-lpett-elszr-ember-holdra.html		
May 1, 2011 - May 31, 2011	111	21.89%
Apr 1, 2011 - Apr 30, 2011	73	11.09%
% Change	52.05%	97.34%
/2011/04/10-millio-szabardon-hasznalhato-kep.html		
May 1, 2011 - May 31, 2011	58	11.44%
Apr 1, 2011 - Apr 30, 2011	130	19.76%
% Change	-55.38%	-42.10%
/2011/05/tamogasd-wikimedia-magyarorszagot-adod.html		
May 1, 2011 - May 31, 2011	21	4.14%
Apr 1, 2011 - Apr 30, 2011	0	0.00%
% Change	100.00%	100.00%
/2010/04/wikikonyvtar.html		
May 1, 2011 - May 31, 2011	19	3.75%
Apr 1, 2011 - Apr 30, 2011	6	0.91%
% Change	216.67%	310.98%

Source Medium Detail: wikipedia / (not set)

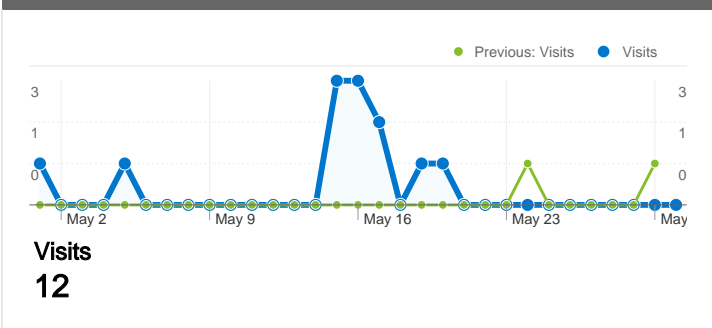


Visits
3

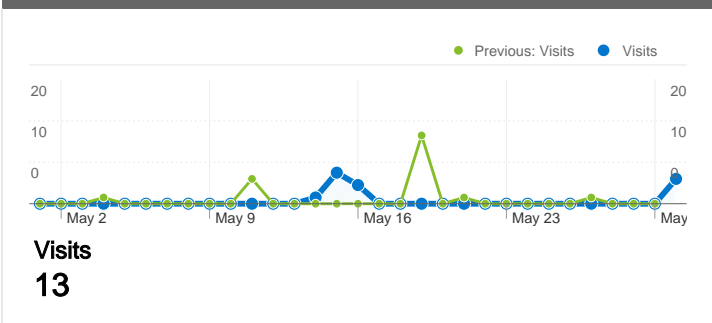
Referring Sites

Source	Visits	% visits
wikimedia.hu		
May 1, 2011 - May 31, 2011	37	32.46%
Apr 1, 2011 - Apr 30, 2011	18	8.82%
% Change	105.56%	267.84%
hu.wikipedia.org		
May 1, 2011 - May 31, 2011	28	24.56%
Apr 1, 2011 - Apr 30, 2011	54	26.47%
% Change	-48.15%	-7.21%
google.hu		
May 1, 2011 - May 31, 2011	14	12.28%
Apr 1, 2011 - Apr 30, 2011	6	2.94%
% Change	133.33%	317.54%
ok.hu		
May 1, 2011 - May 31, 2011	6	5.26%
Apr 1, 2011 - Apr 30, 2011	2	0.98%
% Change	200.00%	436.84%
startlap.hu		
May 1, 2011 - May 31, 2011	4	3.51%
Apr 1, 2011 - Apr 30, 2011	4	1.96%
% Change	0.00%	78.95%

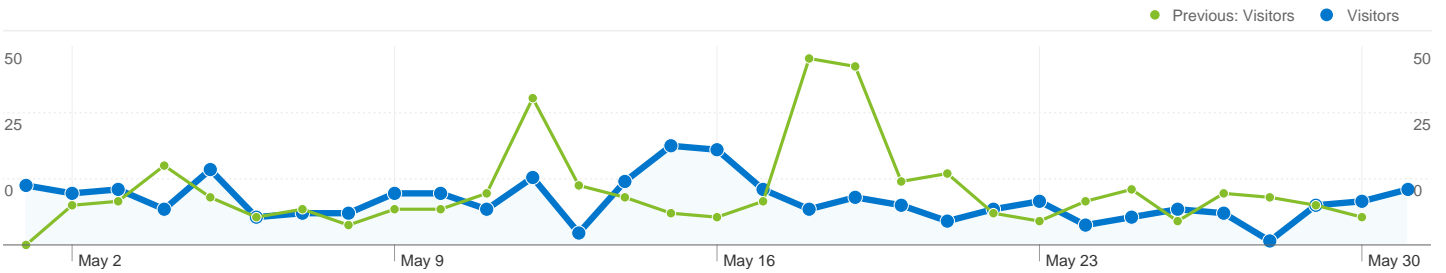
Source Medium Detail: wmhu / (not set)



Campaign: Feed: hu.wikipedia (Magyar Wikipédia)



Search Engine: google		
Keyword	Visits	% visits
wikipédia		
May 1, 2011 - May 31, 2011	55	28.06%
Apr 1, 2011 - Apr 30, 2011	73	41.24%
% Change	-24.66%	-31.96%
ki lépett először a holdra		
May 1, 2011 - May 31, 2011	14	7.14%
Apr 1, 2011 - Apr 30, 2011	10	5.65%
% Change	40.00%	26.43%
első ember a holdon		
May 1, 2011 - May 31, 2011	9	4.59%
Apr 1, 2011 - Apr 30, 2011	14	7.91%
% Change	-35.71%	-41.95%
2. ember a holdon		
May 1, 2011 - May 31, 2011	5	2.55%
Apr 1, 2011 - Apr 30, 2011	2	1.13%
% Change	150.00%	125.77%
magazin wikipédia		
May 1, 2011 - May 31, 2011	5	2.55%
Apr 1, 2011 - Apr 30, 2011	3	1.69%
% Change	66.67%	50.51%



341 people visited this site

 **356 Visits**

Previous: 445 (-20.00%)

 **341 Absolute Unique Visitors**

Previous: 368 (-7.34%)

 **507 Pageviews**

Previous: 658 (-22.95%)

 **1.42 Average Pageviews**


Previous: 1.48 (-3.69%)

 **00:00:38 Time on Site**

Previous: 00:01:05 (-41.39%)

 **80.06% Bounce Rate**

Previous: 77.98% (2.67%)

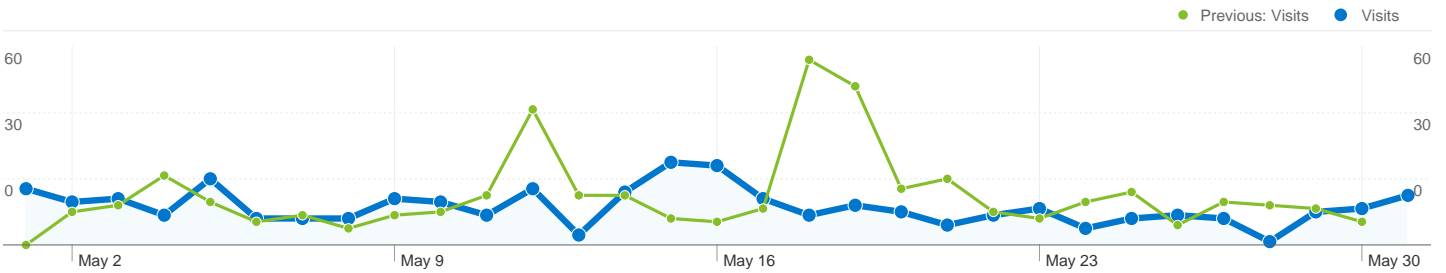
 **88.48% New Visits**

Previous: 80.22% (10.29%)

Technical Profile

Browser	Visits	% visits	Connection Speed	Visits	% visits
Firefox			Unknown		
May 1, 2011 - May 31, 2011	156	43.82%	May 1, 2011 - May 31, 2011	356	100.00%
Apr 1, 2011 - Apr 30, 2011	231	51.91%	Apr 1, 2011 - Apr 30, 2011	445	100.00%
% Change	-32.47%	-15.58%	% Change	-20.00%	0.00%
Internet Explorer					
May 1, 2011 - May 31, 2011	94	26.40%			
Apr 1, 2011 - Apr 30, 2011	84	18.88%			
% Change	11.90%	39.88%			

Chrome		
May 1, 2011 - May 31, 2011	93	26.12%
Apr 1, 2011 - Apr 30, 2011	94	21.12%
% Change	-1.06%	23.67%
Opera		
May 1, 2011 - May 31, 2011	7	1.97%
Apr 1, 2011 - Apr 30, 2011	16	3.60%
% Change	-56.25%	-45.31%
Safari		
May 1, 2011 - May 31, 2011	3	0.84%
Apr 1, 2011 - Apr 30, 2011	13	2.92%
% Change	-76.92%	-71.15%



All traffic sources sent a total of 356 visits

4.21% Direct Traffic

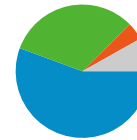
Previous: 8.99% (-53.12%)

32.02% Referring Sites

Previous: 45.84% (-30.15%)

55.62% Search Engines

Previous: 40.22% (38.27%)



Search Engines

198.00 (55.62%)

Referring Sites

114.00 (32.02%)

Direct Traffic

15.00 (4.21%)

Other

29 (8.15%)

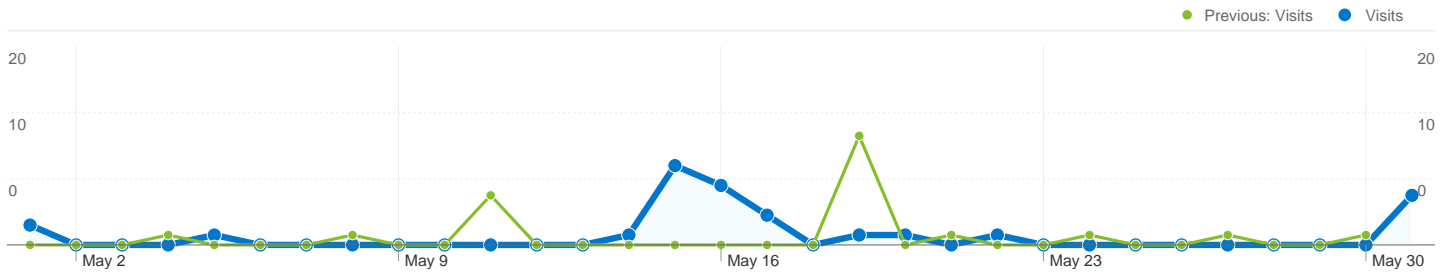
Top Traffic Sources

Sources	Visits	% visits
google (organic)		
May 1, 2011 - May 31, 2011	196	55.06%
Apr 1, 2011 - Apr 30, 2011	177	39.78%
% Change	10.73%	38.42%
wikimedia.hu (referral)		
May 1, 2011 - May 31, 2011	37	10.39%
Apr 1, 2011 - Apr 30, 2011	18	4.04%
% Change	105.56%	156.94%
hu.wikipedia.org (referral)		
May 1, 2011 - May 31, 2011	28	7.87%
Apr 1, 2011 - Apr 30, 2011	54	12.13%
% Change	-48.15%	-35.19%
(direct) ((none))		
May 1, 2011 - May 31, 2011	15	4.21%
Apr 1, 2011 - Apr 30, 2011	40	8.99%
% Change	-62.50%	-53.12%
google.hu (referral)		

Keywords	Visits	% visits
wikipédia		
May 1, 2011 - May 31, 2011	56	28.28%
Apr 1, 2011 - Apr 30, 2011	73	40.78%
% Change	-23.29%	-30.65%
ki lépett először a holdra		
May 1, 2011 - May 31, 2011	14	7.07%
Apr 1, 2011 - Apr 30, 2011	10	5.59%
% Change	40.00%	26.57%
első ember a holdon		
May 1, 2011 - May 31, 2011	9	4.55%
Apr 1, 2011 - Apr 30, 2011	14	7.82%
% Change	-35.71%	-41.88%
2. ember a holdon		
May 1, 2011 - May 31, 2011	5	2.53%
Apr 1, 2011 - Apr 30, 2011	2	1.12%
% Change	150.00%	126.01%
magazin wikipédia		

May 1, 2011 - May 31, 2011	14	3.93%
Apr 1, 2011 - Apr 30, 2011	6	1.35%
% Change	133.33%	191.67%

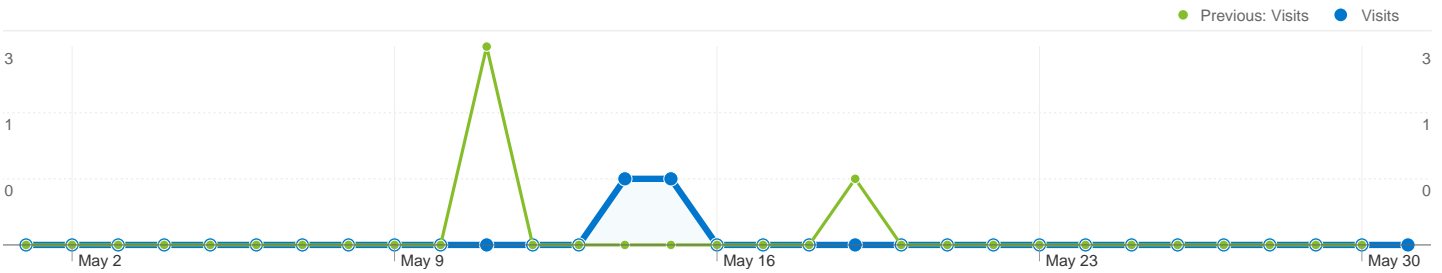
May 1, 2011 - May 31, 2011	5	2.53%
Apr 1, 2011 - Apr 30, 2011	3	1.68%
% Change	66.67%	50.67%



Campaign traffic sent 29 visits via 5 campaigns

Site Usage

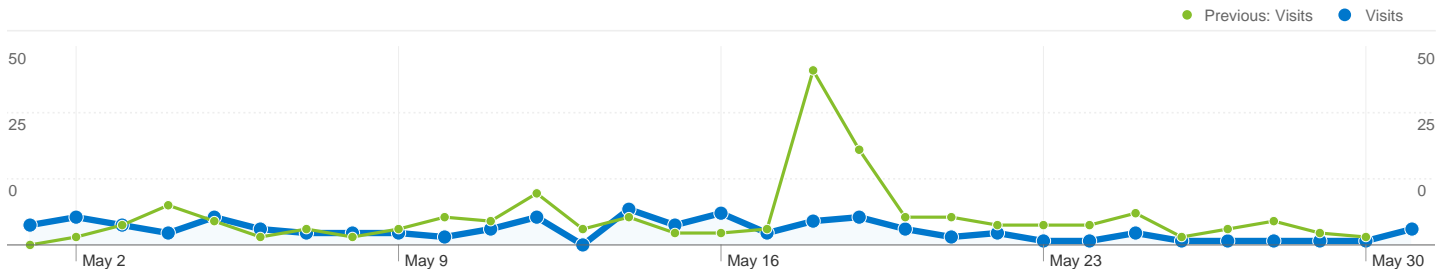
Visits	Pages/Visit	Avg. Time on Site	% New Visits	Bounce Rate	
29 Previous: 22 (31.82%)	1.31 Previous: 1.73 (-24.14%)	00:00:11 Previous: 00:01:26 (-87.26%)	72.41% Previous: 86.36% (-16.15%)	82.76% Previous: 63.64% (30.05%)	
Campaign	Visits	Pages/Visit	Avg. Time on Site	% New Visits	Bounce Rate
Feed: huwikipedia (Magyar Wikipédia Magazin)					
May 1, 2011 - May 31, 2011	13	1.38	00:00:14	53.85%	84.62%
April 1, 2011 - April 30, 2011	18	1.61	00:01:46	88.89%	55.56%
% Change	-27.78%	-14.06%	-87.02%	-39.42%	52.31%
wmhusidebar					
May 1, 2011 - May 31, 2011	11	1.18	00:00:05	81.82%	81.82%
April 1, 2011 - April 30, 2011	2	3.50	00:00:00	100.00%	100.00%
% Change	450.00%	-66.23%	100.00%	-18.18%	-18.18%
wp_blog					
May 1, 2011 - May 31, 2011	3	1.00	00:00:00	100.00%	100.00%
April 1, 2011 - April 30, 2011	2	1.00	00:00:00	50.00%	100.00%
% Change	50.00%	0.00%	0.00%	100.00%	0.00%
(not set)					
May 1, 2011 - May 31, 2011	1	1.00	00:00:00	100.00%	100.00%
April 1, 2011 - April 30, 2011	0	0.00	00:00:00	0.00%	0.00%
% Change	100.00%	100.00%	0.00%	100.00%	100.00%
wmhukezdolap					
May 1, 2011 - May 31, 2011	1	3.00	00:01:26	100.00%	0.00%
April 1, 2011 - April 30, 2011	0	0.00	00:00:00	0.00%	0.00%
% Change	100.00%	100.00%	100.00%	100.00%	0.00%



Ads sent 2 visits via 3 ad contents

Site Usage

Visits 2 Previous: 4 (-50.00%)	Pages/Visit 1.00 Previous: 2.25 (-55.56%)	Avg. Time on Site 00:00:00 Previous: 00:01:07 (-100.00%)	% New Visits 0.00% Previous: 50.00% (-100.00%)	Bounce Rate 100.00% Previous: 25.00% (300.00%)	
Ad Content	Visits	Pages/Visit	Avg. Time on Site	% New Visits	Bounce Rate
FaceBook					
May 1, 2011 - May 31, 2011	1	1.00	00:00:00	0.00%	100.00%
April 1, 2011 - April 30, 2011	3	2.33	00:01:30	33.33%	33.33%
% Change	-66.67%	-57.14%	-100.00%	-100.00%	200.00%
Google Feedfetcher					
May 1, 2011 - May 31, 2011	1	1.00	00:00:00	0.00%	100.00%
April 1, 2011 - April 30, 2011	0	0.00	00:00:00	0.00%	0.00%
% Change	100.00%	100.00%	0.00%	0.00%	100.00%
Google Reader					
May 1, 2011 - May 31, 2011	0	0.00	00:00:00	0.00%	0.00%
April 1, 2011 - April 30, 2011	1	2.00	00:00:00	100.00%	0.00%
% Change	-100.00%	-100.00%	0.00%	-100.00%	0.00%



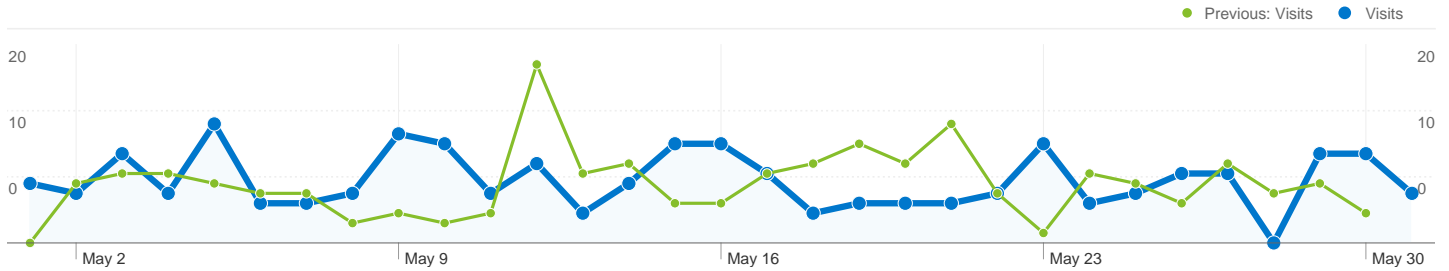
Referring sites sent 114 visits via 28 sources

Site Usage

Source	Visits	Pages/Visit	Avg. Time on Site	% New Visits	Bounce Rate
Visits 114 Previous: 204 (-44.12%)					
Pages/Visit 1.54 Previous: 1.44 (7.49%)					
Avg. Time on Site 00:00:49 Previous: 00:01:23 (-41.17%)					
% New Visits 82.46% Previous: 70.59% (16.81%)					
Bounce Rate 77.19% Previous: 78.43% (-1.58%)					
Source	Visits	Pages/Visit	Avg. Time on Site	% New Visits	Bounce Rate
wikimedia.hu					
May 1, 2011 - May 31, 2011	37	2.03	00:00:42	89.19%	70.27%
April 1, 2011 - April 30, 2011	18	1.28	00:00:13	72.22%	72.22%
% Change	105.56%	58.64%	230.98%	23.49%	-2.70%
hu.wikipedia.org					
May 1, 2011 - May 31, 2011	28	1.54	00:02:05	89.29%	71.43%
April 1, 2011 - April 30, 2011	54	1.33	00:01:23	79.63%	79.63%
% Change	-48.15%	15.18%	49.99%	12.13%	-10.30%
google.hu					
May 1, 2011 - May 31, 2011	14	1.29	00:00:04	100.00%	78.57%
April 1, 2011 - April 30, 2011	6	1.17	00:00:01	100.00%	83.33%
% Change	133.33%	10.20%	279.59%	0.00%	-5.71%
ok.hu					
May 1, 2011 - May 31, 2011	6	1.00	00:00:00	100.00%	100.00%
April 1, 2011 - April 30, 2011	2	1.00	00:00:00	100.00%	100.00%
% Change	200.00%	0.00%	0.00%	0.00%	0.00%
startlap.hu					
May 1, 2011 - May 31, 2011	4	1.00	00:00:00	100.00%	100.00%
April 1, 2011 - April 30, 2011	4	3.00	00:04:24	100.00%	50.00%
% Change	0.00%	-66.67%	-100.00%	0.00%	100.00%
www.acesa.me					
May 1, 2011 - May 31, 2011	4	1.00	00:00:00	0.00%	100.00%

April 1, 2011 - April 30, 2011	0	0.00	00:00:00	0.00%	0.00%
% Change	100.00%	100.00%	0.00%	0.00%	100.00%
facebook.com					
May 1, 2011 - May 31, 2011	3	1.33	00:00:04	100.00%	66.67%
April 1, 2011 - April 30, 2011	86	1.29	00:00:25	69.77%	86.05%
% Change	-96.51%	3.30%	-85.47%	43.33%	-22.52%
blogger.com					
May 1, 2011 - May 31, 2011	2	1.00	00:00:00	50.00%	100.00%
April 1, 2011 - April 30, 2011	5	1.60	00:04:22	60.00%	60.00%
% Change	-60.00%	-37.50%	-100.00%	-16.67%	66.67%
kitchenbudapest.hu					
May 1, 2011 - May 31, 2011	2	1.00	00:00:00	100.00%	100.00%
April 1, 2011 - April 30, 2011	0	0.00	00:00:00	0.00%	0.00%
% Change	100.00%	100.00%	0.00%	100.00%	100.00%
webisztan.blog.hu					
May 1, 2011 - May 31, 2011	2	2.00	00:00:13	100.00%	50.00%
April 1, 2011 - April 30, 2011	0	0.00	00:00:00	0.00%	0.00%
% Change	100.00%	100.00%	100.00%	100.00%	100.00%

1 - 10 of 28



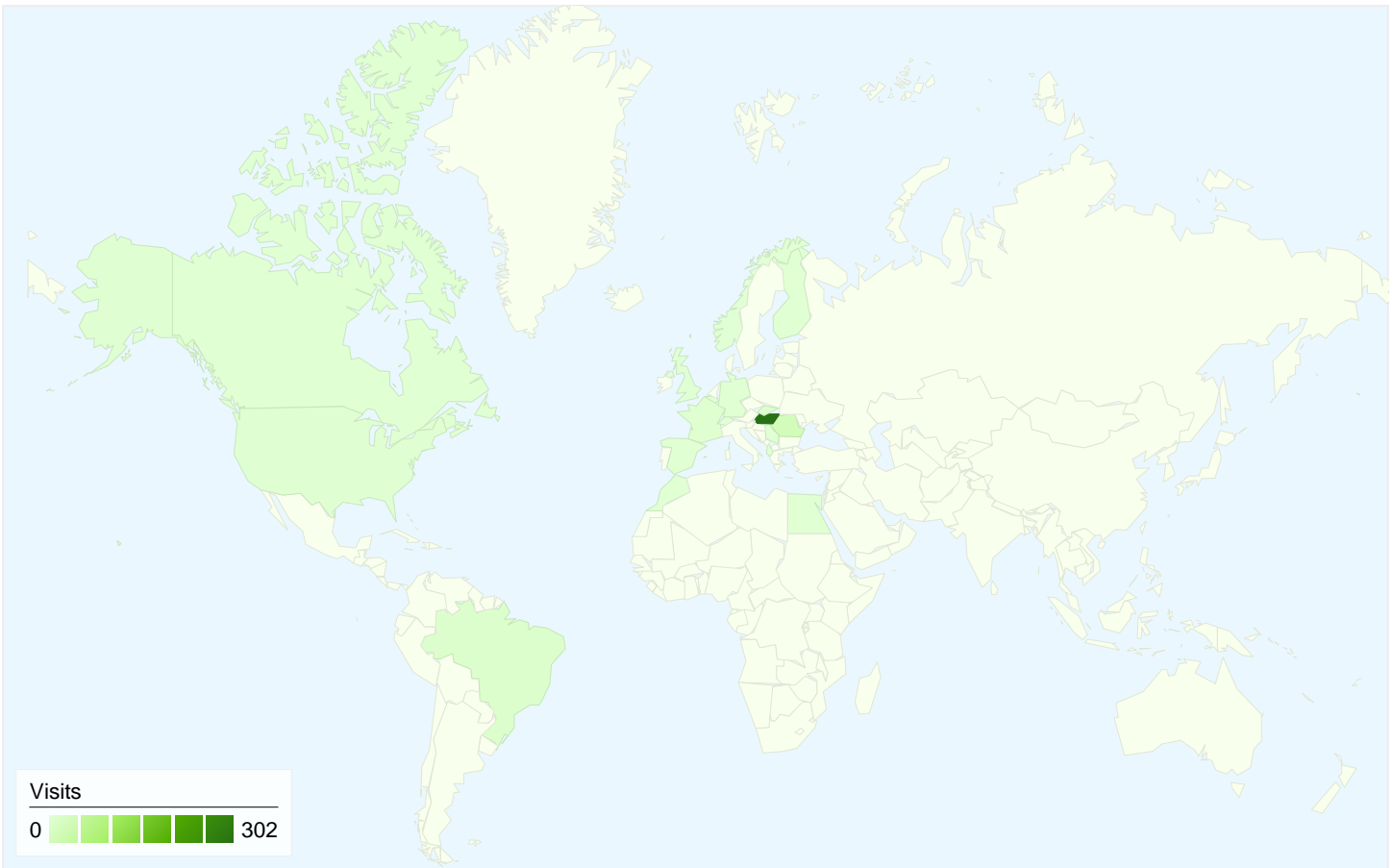
google sent 196 total visits via 138 keywords

Site Usage

Visits	Pages/Visit	Avg. Time on Site	% New Visits	Bounce Rate	
196 Previous: 177 (10.73%)	1.36 Previous: 1.59 (-14.50%)	00:00:26 Previous: 00:00:57 (-54.32%)	95.41% Previous: 90.96% (4.89%)	81.63% Previous: 75.71% (7.83%)	
Keyword	Visits	Pages/Visit	Avg. Time on Site	% New Visits	Bounce Rate
wikipédia					
May 1, 2011 - May 31, 2011	55	1.60	00:00:39	96.36%	67.27%
April 1, 2011 - April 30, 2011	73	1.89	00:01:36	97.26%	67.12%
% Change	-24.66%	-15.36%	-59.88%	-0.92%	0.22%
ki lépett először a holdra					
May 1, 2011 - May 31, 2011	14	1.21	00:00:10	92.86%	78.57%
April 1, 2011 - April 30, 2011	10	1.50	00:00:22	100.00%	90.00%
% Change	40.00%	-19.05%	-56.56%	-7.14%	-12.70%
első ember a holdon					
May 1, 2011 - May 31, 2011	9	1.11	00:00:07	88.89%	88.89%
April 1, 2011 - April 30, 2011	14	1.14	00:00:04	92.86%	92.86%
% Change	-35.71%	-2.78%	83.84%	-4.27%	-4.27%
2. ember a holdon					
May 1, 2011 - May 31, 2011	5	1.40	00:00:11	100.00%	80.00%
April 1, 2011 - April 30, 2011	2	1.00	00:00:00	50.00%	100.00%
% Change	150.00%	40.00%	100.00%	100.00%	-20.00%
magazin wikipédia					
May 1, 2011 - May 31, 2011	5	1.80	00:00:18	100.00%	80.00%
April 1, 2011 - April 30, 2011	3	2.00	00:01:57	100.00%	66.67%
% Change	66.67%	-10.00%	-84.49%	0.00%	20.00%
antonimaszótár					

May 1, 2011 - May 31, 2011	3	1.00	00:00:00	100.00%	100.00%
April 1, 2011 - April 30, 2011	0	0.00	00:00:00	0.00%	0.00%
% Change	100.00%	100.00%	0.00%	100.00%	100.00%
az első ember a holdon					
May 1, 2011 - May 31, 2011	3	1.00	00:00:00	100.00%	100.00%
April 1, 2011 - April 30, 2011	1	1.00	00:00:00	0.00%	100.00%
% Change	200.00%	0.00%	0.00%	100.00%	0.00%
magyar wikipédia					
May 1, 2011 - May 31, 2011	3	1.00	00:00:00	66.67%	100.00%
April 1, 2011 - April 30, 2011	1	1.00	00:00:00	100.00%	100.00%
% Change	200.00%	0.00%	0.00%	-33.33%	0.00%
mcluhan					
May 1, 2011 - May 31, 2011	3	1.00	00:00:00	100.00%	100.00%
April 1, 2011 - April 30, 2011	0	0.00	00:00:00	0.00%	0.00%
% Change	100.00%	100.00%	0.00%	100.00%	100.00%
wikipédia					
May 1, 2011 - May 31, 2011	3	1.00	00:00:00	100.00%	100.00%
April 1, 2011 - April 30, 2011	4	1.25	00:00:18	100.00%	75.00%
% Change	-25.00%	-20.00%	-100.00%	0.00%	33.33%

1 - 10 of 138



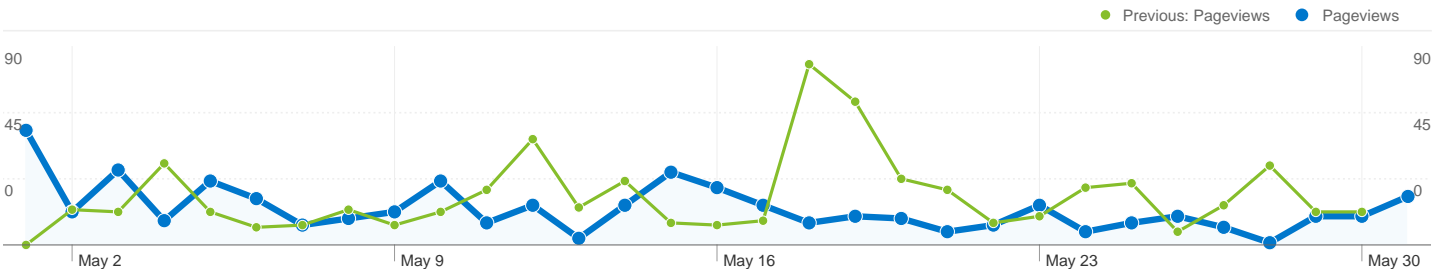
356 visits came from 19 countries/territories

Site Usage

Visits	Pages/Visit	Avg. Time on Site	% New Visits	Bounce Rate	
356 Previous: 445 (-20.00%)	1.42 Previous: 1.48 (-3.69%)	00:00:38 Previous: 00:01:05 (-41.39%)	88.76% Previous: 80.22% (10.64%)	80.06% Previous: 77.98% (2.67%)	
Country/Territory	Visits	Pages/Visit	Avg. Time on Site	% New Visits	Bounce Rate
Hungary					
May 1, 2011 - May 31, 2011	302	1.45	00:00:38	89.74%	79.14%
April 1, 2011 - April 30, 2011	396	1.48	00:01:08	79.04%	78.03%
% Change	-23.74%	-2.38%	-44.16%	13.53%	1.42%
Romania					
May 1, 2011 - May 31, 2011	23	1.65	00:01:37	95.65%	69.57%
April 1, 2011 - April 30, 2011	23	1.43	00:00:29	82.61%	73.91%
% Change	0.00%	15.15%	234.89%	15.79%	-5.88%
Brazil					
May 1, 2011 - May 31, 2011	8	1.00	00:00:00	12.50%	100.00%

April 1, 2011 - April 30, 2011	0	0.00	00:00:00	0.00%	0.00%
% Change	100.00%	100.00%	0.00%	100.00%	100.00%
Slovakia					
May 1, 2011 - May 31, 2011	7	1.00	00:00:00	100.00%	100.00%
April 1, 2011 - April 30, 2011	4	1.00	00:00:00	100.00%	100.00%
% Change	75.00%	0.00%	0.00%	0.00%	0.00%
France					
May 1, 2011 - May 31, 2011	3	1.00	00:00:00	100.00%	100.00%
April 1, 2011 - April 30, 2011	1	1.00	00:00:00	100.00%	100.00%
% Change	200.00%	0.00%	0.00%	0.00%	0.00%
(not set)					
May 1, 2011 - May 31, 2011	2	1.00	00:00:00	100.00%	100.00%
April 1, 2011 - April 30, 2011	5	1.00	00:00:00	100.00%	100.00%
% Change	-60.00%	0.00%	0.00%	0.00%	0.00%
Belgium					
May 1, 2011 - May 31, 2011	2	1.00	00:00:00	100.00%	100.00%
April 1, 2011 - April 30, 2011	0	0.00	00:00:00	0.00%	0.00%
% Change	100.00%	100.00%	0.00%	100.00%	100.00%
United States					
May 1, 2011 - May 31, 2011	2	1.00	00:00:00	100.00%	100.00%
April 1, 2011 - April 30, 2011	0	0.00	00:00:00	0.00%	0.00%
% Change	100.00%	100.00%	0.00%	100.00%	100.00%
Canada					
May 1, 2011 - May 31, 2011	1	2.00	00:00:00	0.00%	0.00%
April 1, 2011 - April 30, 2011	0	0.00	00:00:00	0.00%	0.00%
% Change	100.00%	100.00%	0.00%	0.00%	0.00%
Germany					
May 1, 2011 - May 31, 2011	1	1.00	00:00:00	100.00%	100.00%
April 1, 2011 - April 30, 2011	2	1.00	00:00:00	100.00%	100.00%
% Change	-50.00%	0.00%	0.00%	0.00%	0.00%

1 - 10 of 19



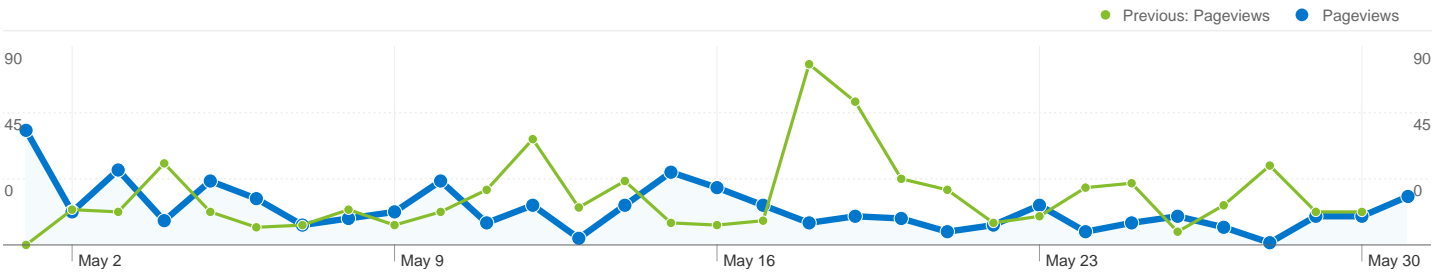
65 page titles were viewed a total of 507 times

Content Performance

Page Title	Pageviews	Unique Pageviews	Avg. Time on Page	Bounce Rate	% Exit	\$ Index
Pageviews 507 Previous: 658 (-22.95%)	Unique Pageviews 407 Previous: 520 (-21.73%)	Avg. Time on Page 00:01:30 Previous: 00:02:17 (-33.86%)	Bounce Rate 80.06% Previous: 77.98% (2.67%)	% Exit 70.22% Previous: 67.63% (3.83%)	\$ Index \$0.00 Previous: \$0.00 (0.00%)	
Magyar Wikipédia Magazin						
May 1, 2011 - May 31, 2011	186	140	00:01:37	76.61%	65.59%	\$0.00
April 1, 2011 - April 30, 2011	221	165	00:02:42	73.10%	63.80%	\$0.00
% Change	-15.84%	-15.15%	-39.80%	4.80%	2.81%	0.00%
Magyar Wikipédia Magazin: 38 éve lépett először ember a Holdra						
May 1, 2011 - May 31, 2011	116	96	00:00:51	86.67%	76.72%	\$0.00
April 1, 2011 - April 30, 2011	73	61	00:01:39	85.00%	79.45%	\$0.00
% Change	58.90%	57.38%	-47.93%	1.96%	-3.43%	0.00%
Magyar Wikipédia Magazin: 10 millió szabadon használható kép						
May 1, 2011 - May 31, 2011	58	41	00:01:21	72.97%	56.90%	\$0.00
April 1, 2011 - April 30, 2011	151	124	00:02:02	79.31%	74.83%	\$0.00
% Change	-61.59%	-66.94%	-33.89%	-7.99%	-23.97%	0.00%
Magyar Wikipédia Magazin: Támogasd a Wikimédia Magyarországot adód 1%-ával!						
May 1, 2011 - May 31, 2011	21	21	00:00:34	94.74%	95.24%	\$0.00
April 1, 2011 - April 30, 2011	0	0	00:00:00	0.00%	0.00%	\$0.00
% Change	100.00%	100.00%	100.00%	100.00%	100.00%	0.00%
Magyar Wikipédia Magazin: Wikikönyvtár						
May 1, 2011 - May 31, 2011	19	15	00:00:16	80.00%	78.95%	\$0.00
April 1, 2011 - April 30, 2011	6	5	00:00:07	80.00%	83.33%	\$0.00

% Change	216.67%	200.00%	121.43%	0.00%	-5.26%	0.00%
Magyar Wikipédia Magazin: Wikimédia Magyarország						
May 1, 2011 - May 31, 2011	14	14	00:00:42	100.00%	78.57%	\$0.00
April 1, 2011 - April 30, 2011	8	8	00:00:36	100.00%	87.50%	\$0.00
% Change	75.00%	75.00%	17.59%	0.00%	-10.20%	0.00%
Magyar Wikipédia Magazin: A McLuhan wikisprint						
May 1, 2011 - May 31, 2011	12	12	00:00:01	91.67%	91.67%	\$0.00
April 1, 2011 - April 30, 2011	48	42	00:00:45	86.49%	83.33%	\$0.00
% Change	-75.00%	-71.43%	-97.76%	5.99%	10.00%	0.00%
Magyar Wikipédia Magazin: A Wikipédia a világörökség része?						
May 1, 2011 - May 31, 2011	10	6	00:00:44	50.00%	60.00%	\$0.00
April 1, 2011 - April 30, 2011	0	0	00:00:00	0.00%	0.00%	\$0.00
% Change	100.00%	100.00%	100.00%	100.00%	100.00%	0.00%
Home						
May 1, 2011 - May 31, 2011	8	8	00:00:00	100.00%	100.00%	\$0.00
April 1, 2011 - April 30, 2011	0	0	00:00:00	0.00%	0.00%	\$0.00
% Change	100.00%	100.00%	0.00%	100.00%	100.00%	0.00%
Magyar Wikipédia Magazin: Oh my God! A Wikiszótár esete a kormányzati portállal						
May 1, 2011 - May 31, 2011	7	7	00:00:00	100.00%	100.00%	\$0.00
April 1, 2011 - April 30, 2011	6	5	00:00:47	100.00%	66.67%	\$0.00
% Change	16.67%	40.00%	-100.00%	0.00%	50.00%	0.00%

1 - 10 of 65



Pages on this site were viewed a total of 507 times

 **507 Pageviews**

Previous: 658 (-22.95%)

 **407 Unique Views**

Previous: 520 (-21.73%)

 **80.06% Bounce Rate**

Previous: 77.98% (2.67%)

Top Content

Pages	Pageviews	% Pageviews
/		
May 1, 2011 - May 31, 2011	193	38.07%
Apr 1, 2011 - Apr 30, 2011	214	32.52%
% Change	-9.81%	17.05%
/2007/07/38-ve-lpett-elszr-ember-holdra.html		
May 1, 2011 - May 31, 2011	111	21.89%
Apr 1, 2011 - Apr 30, 2011	73	11.09%
% Change	52.05%	97.34%
/2011/04/10-millio-szabardon-hasznalhato-kep.html		
May 1, 2011 - May 31, 2011	58	11.44%
Apr 1, 2011 - Apr 30, 2011	130	19.76%
% Change	-55.38%	-42.10%
/2011/05/tamogasd-wikimedia-magyarorszagot-adod.html		
May 1, 2011 - May 31, 2011	21	4.14%
Apr 1, 2011 - Apr 30, 2011	0	0.00%
% Change	100.00%	100.00%
/2010/04/wikikonyvtar.html		

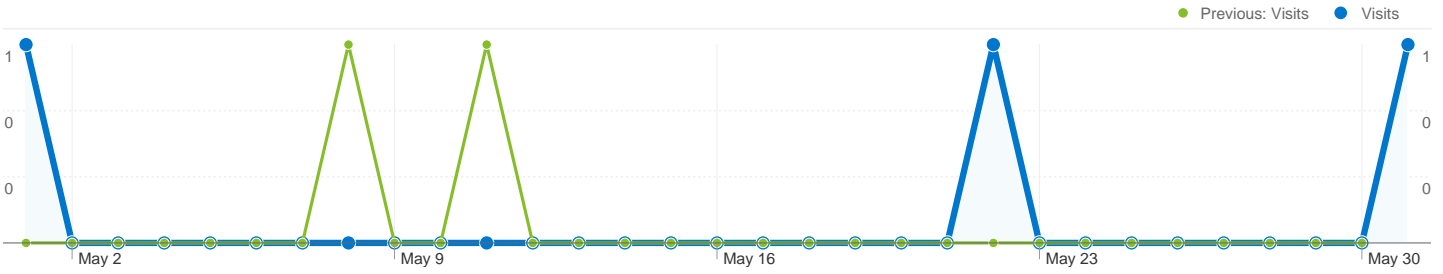
May 1, 2011 - May 31, 2011	19	3.75%
Apr 1, 2011 - Apr 30, 2011	6	0.91%
% Change	216.67%	310.98%

Source Medium Detail:

wikipedia / (not set)

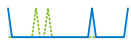
May 1, 2011 - May 31, 2011

Comparing to: Apr 1, 2011 - Apr 30, 2011



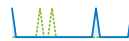
This source medium combination sent 3 visits

Site Usage



3 Visits

Previous: 2 (50.00%)



1.00 Pages/Visit

Previous: 1.00 (0.00%)



00:00:00 Avg. Time on Site

Previous: 00:00:00 (0.00%)



100.00% % New Visits

Previous: 50.00% (100.00%)



100.00% Bounce Rate

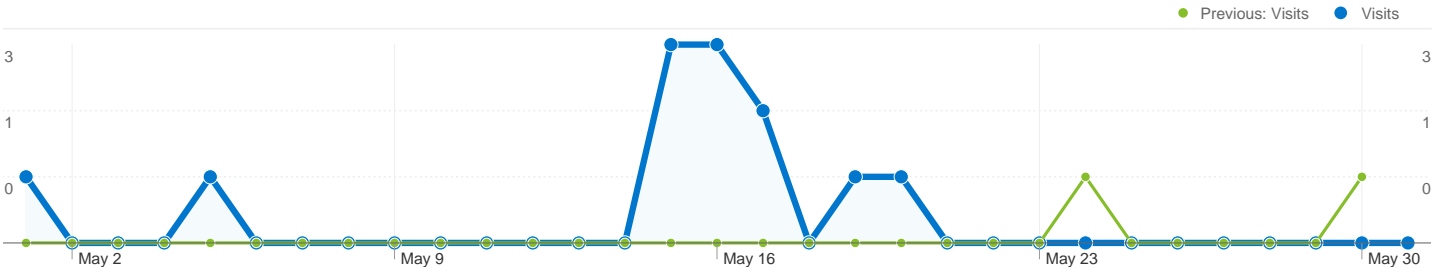
Previous: 100.00% (0.00%)

Source Medium Detail:

wmhu / (not set)

May 1, 2011 - May 31, 2011

Comparing to: Apr 1, 2011 - Apr 30, 2011



This source medium combination sent 12 visits

Site Usage



12 Visits

Previous: 2 (500.00%)



00:00:12 Avg. Time on Site

Previous: 00:00:00 (100.00%)



75.00% Bounce Rate

Previous: 100.00% (-25.00%)



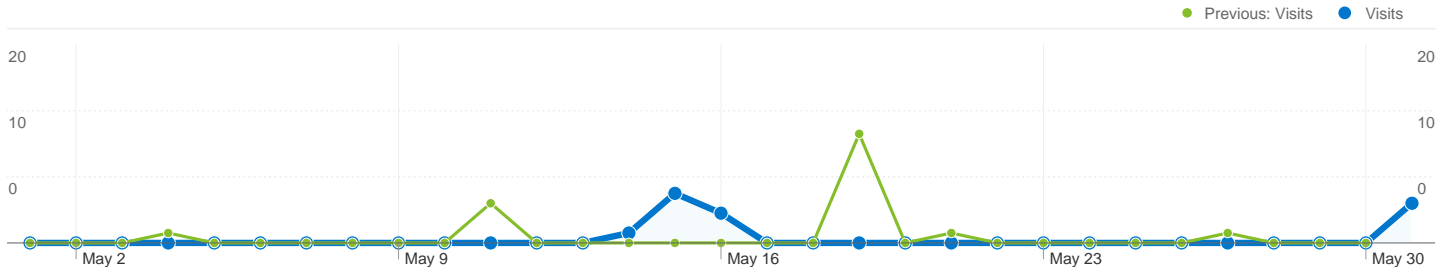
1.33 Pages/Visit

Previous: 3.50 (-61.90%)



83.33% % New Visits

Previous: 100.00% (-16.67%)



This campaign sent 13 visits

Site Usage



13 Visits

Previous: 18 (-27.78%)



1.38 Pages/Visit

Previous: 1.61 (-14.06%)



00:00:14 Avg. Time on Site

Previous: 00:01:46 (-87.02%)



53.85% % New Visits

Previous: 88.89% (-39.42%)



84.62% Bounce Rate

Previous: 55.56% (52.31%)